

ER-KM

彈性筒夾刀桿
Collet Chucks

鋼珠螺帽
Ball Bearing Nut

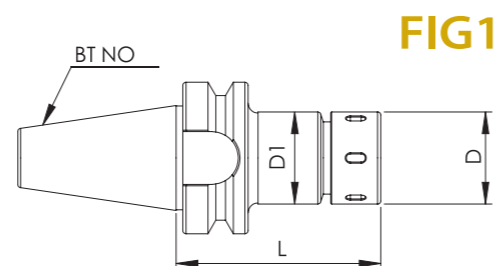


FIG1

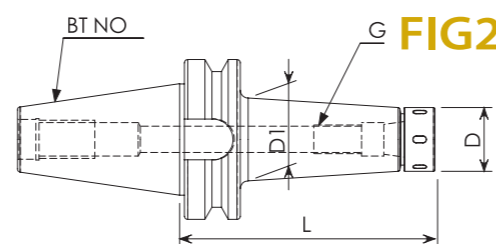



FIG2

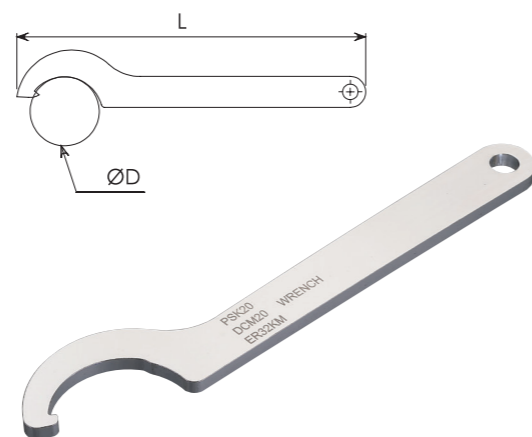
ER-KM Ball Bearing Nut 鋼珠螺帽

| ORDER NO. 訂購編號 | ØD | L | M |
|-------------------|----|------|------------|
| ER16KM/RD | 32 | 19.0 | M22 x 1.5P |
| ER20KM/RD | 36 | 21.0 | M25 x 1.5P |
| ER25KM/RD | 43 | 22.5 | M32 x 1.5P |
| ER32KM/RD | 51 | 23.0 | M40 x 1.5P |
| ER40KM/RD | 63 | 28.0 | M50 x 1.5P |
| ER50KM/RD | 78 | 34.0 | M64 x 2.0P |



ER-KM/RD Wrench 板手

| ORDER NO. 訂購編號 | ØD | L |
|-------------------|---------|-----|
| ER16KM/RD | 30 - 32 | 205 |
| ER20KM/RD | 36 - 38 | 215 |
| ER25KM/RD | 43 - 45 | 220 |
| ER32KM/RD | 50 - 53 | 230 |
| ER40KM/RD | 60 - 63 | 260 |
| ER50KM/RD | 76 - 78 | 285 |



SPECIFICATIONS 規格表

| ORDER NO. 訂購編號 | FIG | RANGE 夾持範圍 | ØD | ØD1 | L | G | NUT 螺帽 | WRENCH 板手 |
|-------------------|-----|---------------|----|-----|-----|------------|-----------|--------------|
| BT30-ER16-060KM | 1 | Ø 1 - 10 | 32 | 28 | 60 | M11 x P1.0 | ER16KM | ER16KM |
| BT30-ER16-100KM | | | | | 100 | | | |
| BT30-ER20-060KM | 1 | Ø 1 - 13 | 36 | 34 | 60 | M14 x P1.0 | ER20KM | ER20KM |
| BT30-ER20-100KM | | | | | 100 | | | |
| BT30-ER25-060KM | 1 | Ø 2 - 16 | 43 | 42 | 60 | M18 x P1.5 | ER25KM | ER25KM |
| BT30-ER25-100KM | | | | | 100 | | | |
| BT30-ER32-060KM | 1 | Ø 3 - 20 | 51 | 50 | 60 | M24 x P1.5 | ER32KM | ER32KM |
| BT30-ER32-100KM | | | | | 100 | | | |
| BT40-ER16-070KM | 1 | Ø 1 - 10 | 32 | 28 | 70 | M11 x P1.0 | ER16KM | ER16KM |
| BT40-ER16-100KM | | | | | 100 | | | |
| BT40-ER16-125KM | | | | | 125 | | | |
| BT40-ER16-150KM | 2 | Ø 1 - 10 | 32 | 34 | 150 | M11 x P1.0 | ER16KM | ER16KM |
| BT40-ER16-200KM | | | | | 200 | | | |
| BT40-ER20-070KM | 1 | Ø 1 - 13 | 36 | 34 | 70 | M14 x P1.0 | ER20KM | ER20KM |
| BT40-ER20-100KM | | | | | 100 | | | |
| BT40-ER20-125KM | | | | | 125 | | | |
| BT40-ER20-150KM | 2 | Ø 1 - 13 | 36 | 40 | 150 | M14 x P1.0 | ER20KM | ER20KM |
| BT40-ER20-200KM | | | | | 200 | | | |
| BT40-ER25-070KM | 1 | Ø 2 - 16 | 43 | 42 | 70 | M18 x P1.5 | ER25KM | ER25KM |
| BT40-ER25-080KM | | | | | 80 | | | |
| BT40-ER25-100KM | | | | | 100 | | | |
| BT40-ER25-125KM | | | | | 125 | | | |
| BT40-ER25-150KM | 2 | Ø 2 - 16 | 43 | 48 | 150 | M18 x P1.5 | ER25KM | ER25KM |
| BT40-ER25-200KM | | | | | 200 | | | |
| BT40-ER32-070KM | 1 | Ø 3 - 20 | 51 | 50 | 70 | M24 x P1.5 | ER32KM | ER32KM |
| BT40-ER32-100KM | | | | | 100 | | | |
| BT40-ER32-125KM | | | | | 125 | | | |
| BT40-ER32-150KM | 2 | Ø 3 - 20 | 51 | 55 | 150 | M24 x P1.5 | ER32KM | ER32KM |
| BT40-ER32-200KM | | | | | 200 | | | |
| BT40-ER40-080KM | 1 | Ø 3 - 26 | 63 | 63 | 80 | M28 x P1.5 | ER40KM | ER40KM |
| BT40-ER40-100KM | | | | | 100 | | | |
| BT40-ER40-120KM | | | | | 120 | | | |
| BT40-ER40-150KM | | | | | 150 | | | |
| BT40-ER40-200KM | | | | | 200 | | | |

應用於：▼一般銑削 / 鑽孔加工
▼高精度銑削 / 鉸孔加工
使用鋼珠螺帽

Application：▼General milling / drilling.
▼High precision milling / reaming.
Use ball bearing nut.

SPECIFICATIONS 規格表

| ORDER NO. 訂購編號 | FIG | RANGE | ØD | ØD1 | L | G | NUT | WRENCH |
|-------------------|-----|----------|-----|----------|-----|------------|--------|--------|
| | | 夾持範圍 | | | | | 螺帽 | 板手 |
| BT50-ER16-100KM | 1 | Ø 1- 10 | 32 | 28 | 100 | M11 x P1.0 | ER16KM | ER16KM |
| BT50-ER16-125KM | | | | | 125 | | | |
| BT50-ER16-150KM | 2 | | | 32 | 150 | | | |
| BT50-ER16-200KM | | | | 34 | 200 | | | |
| BT50-ER16-250KM | | | | 36 | 250 | | | |
| BT50-ER20-100KM | 1 | Ø 1 - 13 | 36 | 34 | 100 | M14 x P1.0 | ER20KM | ER20KM |
| BT50-ER20-125KM | | | | | 125 | | | |
| BT50-ER20-150KM | 2 | | | 40 | 150 | | | |
| BT50-ER20-200KM | | | | 42 | 200 | | | |
| BT50-ER20-250KM | | | | 45 | 250 | | | |
| BT50-ER20-300KM | | | | 48 | 300 | | | |
| BT50-ER25-100KM | 1 | | | Ø 2 - 16 | 43 | | | |
| BT50-ER25-125KM | | 125 | | | | | | |
| BT50-ER25-150KM | 150 | | | | | | | |
| BT50-ER25-200KM | 2 | 46 | 200 | | | | | |
| BT50-ER25-250KM | | 48 | 250 | | | | | |
| BT50-ER25-300KM | | 52 | 300 | | | | | |
| BT50-ER32-100KM | 1 | Ø 3 - 20 | 51 | 50 | 100 | M24 x P1.5 | ER32KM | ER32KM |
| BT50-ER32-125KM | | | | | 125 | | | |
| BT50-ER32-150KM | | | | | 150 | | | |
| BT50-ER32-200KM | 2 | | | 55 | 200 | | | |
| BT50-ER32-250KM | | | | 58 | 250 | | | |
| BT50-ER32-300KM | | | | 60 | 300 | | | |
| BT50-ER40-080KM | 1 | Ø 3 - 26 | 63 | 63 | 80 | M28 x P1.5 | ER40KM | ER40KM |
| BT50-ER40-100KM | | | | | 100 | | | |
| BT50-ER40-125KM | | | | | 125 | | | |
| BT50-ER40-150KM | | | | | 150 | | | |
| BT50-ER40-200KM | 2 | | | | 66 | | | |

應用於： ▼一般銑削 / 鑽孔加工
▼高精度銑削 / 鉋孔加工
使用鋼珠螺帽

Application： ▼General milling / drilling.
▼High precision milling / reaming.
Use ball bearing nut.